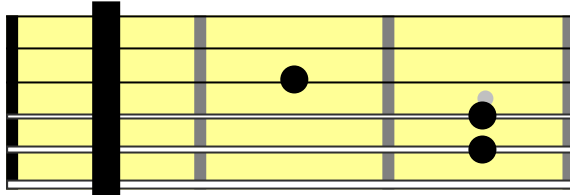
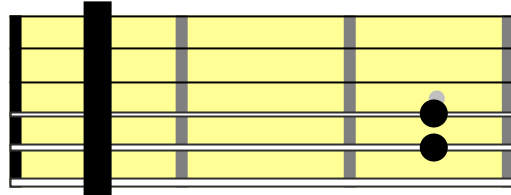


## BARRE CHORDS - TRIADS

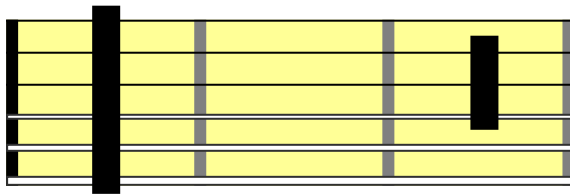
ROOT 6 MAJOR - F chord



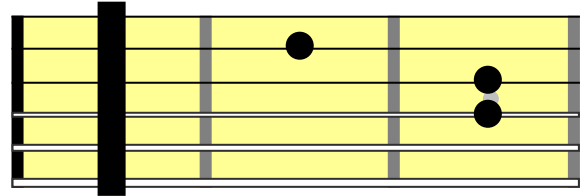
ROOT 6 minor - Fm chord



ROOT 5 MAJOR - Bb chord



ROOT 5 minor - Bbm chord



The four diagrams above show the four most commonly played barre chord shapes.

These happen to be pictured with the index finger barred at the 1st fret and are named accordingly (F, Fm, Bb and Bbm).

Moving these shapes up the fretboard gives you the same chord types but higher in pitch.

### ROOT 6 BARRE CHORDS

These are the barre chords in which the ROOT NOTES are located on the 6th string.

At the 1st fret, the F shape is the ROOT SIX MAJOR barre chord.

The Fm is the ROOT SIX MINOR barre chord.

### ROOT 5 BARRE CHORDS

These are the barre chords in which the ROOT NOTES are located on the 5th string.

At the 1st fret, the Bb shape is the ROOT FIVE MAJOR barre chord.

The Bbm is the ROOT FIVE MINOR barre chord.

### MOVING THE CHORDS UP THE FRETBOARD

As you move the chords fret by fret up the fretboard the root notes of the chords ascend through the CHROMATIC SCALE.

F becomes F# then G then G# etc. (Learn the chromatic scale! You'll find it in the SCALES page).

Fm Becomes F#m, then Gm then G#m etc.

Same for the root 5 barre chords!